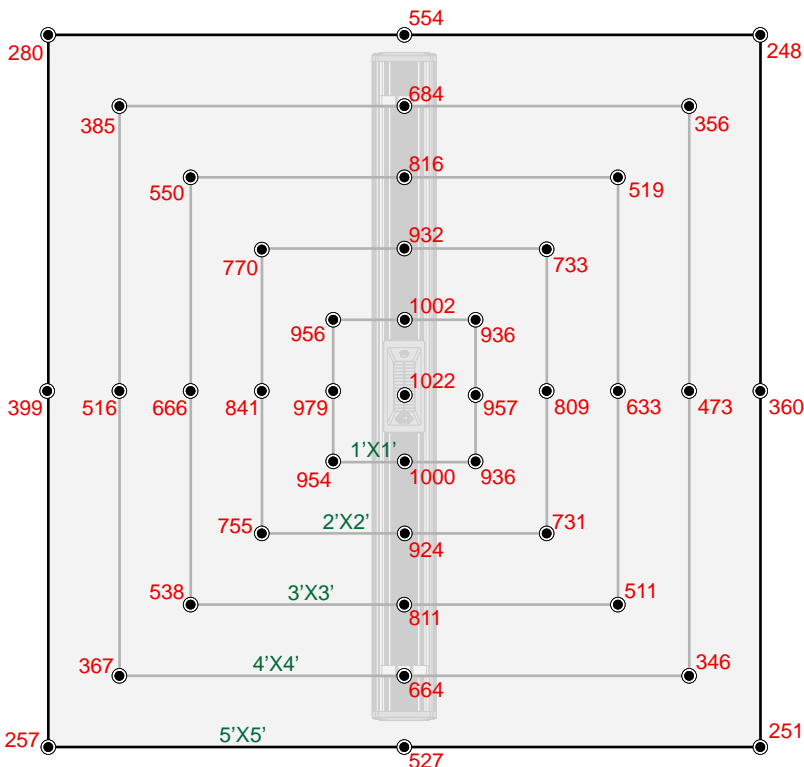


SPECIFICATIONS

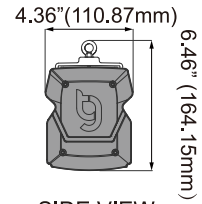
PPF:	> 1829 $\mu\text{mol/s}$
Efficacy:	> 2.54 $\mu\text{mol/J}$
Input Power:	720 W
Power Factor:	$\geq 96\%$
Fixture Dimensions/Weight:	45.24"L x 4.36" W x 6.46" H / 22.33lbs
Mounting Height:	> 2.5ft Above Canopy
Lifetime:	L90: > 54,000 hrs
Warranty:	5 Years Standard Warranty
Input Voltage:	Autosensing 100-277V
Amp Draw:	120V/6.23A, 208V/3.61A 240V/3.09A, 277V/2.71A
IP Rating:	IP66

MODEL-I (Tested at 2.5 Feet)

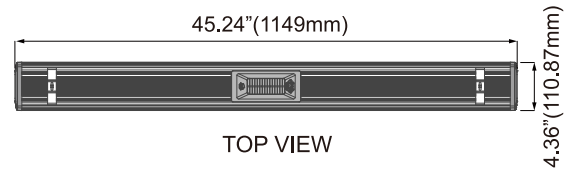
AVERAGE PPFD 657



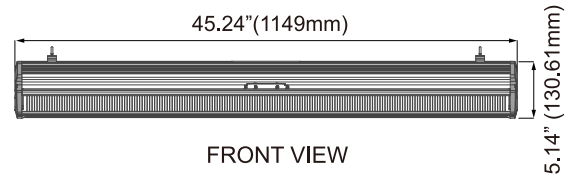
DIMENSIONS



SIDE VIEW



TOP VIEW

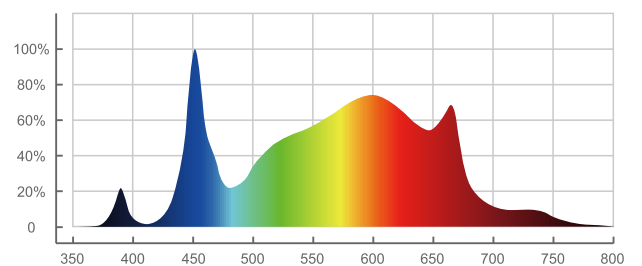


FRONT VIEW

FEATURES

- Outstanding Efficiency
- Slim design with built-in driver
- Innovative V-shape LED panel
- Full spectrum with UV design
- Individual Far Red channel
- External control ability
- SAMSUNG LM301B

SPECTRA



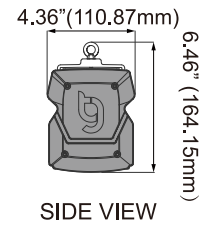
MODEL-I (480V)

HORTICULTURE LED GROW LIGHT

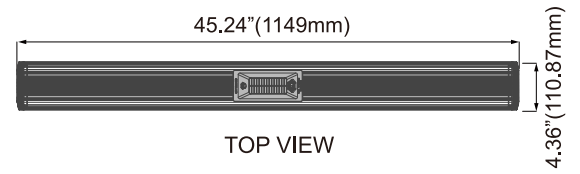
SPECIFICATIONS

PPF:	1829 $\mu\text{mol/s}$
Efficacy:	2.54 $\mu\text{mol/J}$
Input Power:	720 W
Power Factor:	$\geq 90\%$
Fixture Dimensions/Weight:	45.24"L x 4.36" W x 6.46" H / 22.33lbs
Mounting Height:	> 2.5ft Above Canopy
Lifetime:	L90: > 54,000 hrs
Warranty:	5 Years Standard Warranty
Input Voltage:	Autosensing 347-480V
Amp Draw:	347V/2.09A, 480V/1.55A
IP Rating:	IP66

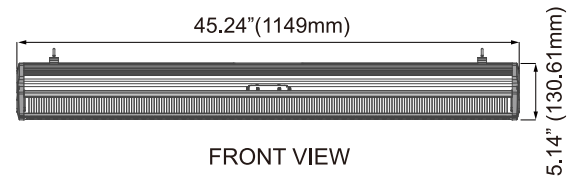
DIMENSIONS



SIDE VIEW



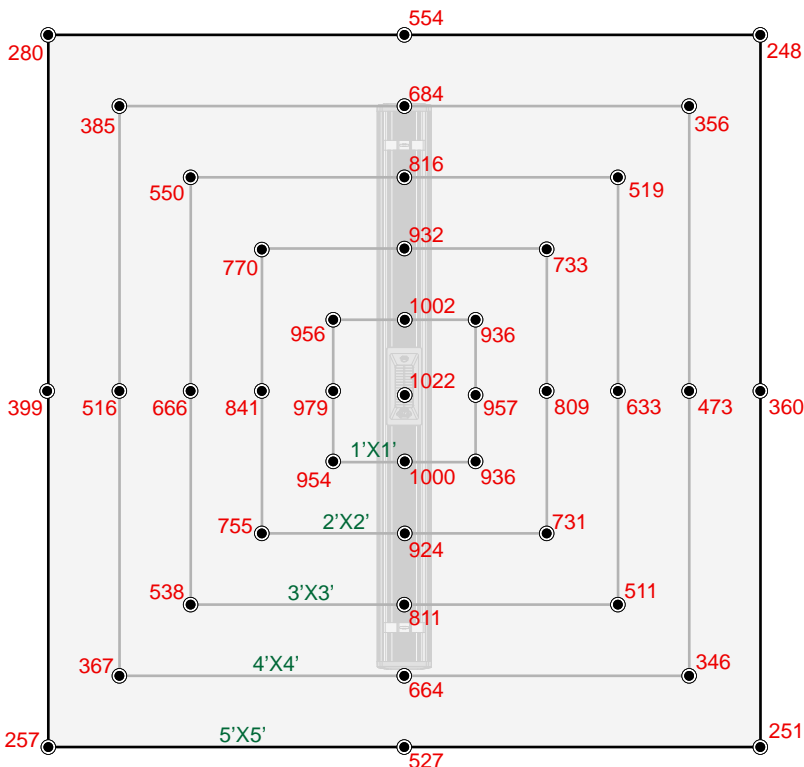
TOP VIEW



FRONT VIEW

MODEL-I (480V) (Tested at 2.5 Feet)

AVERAGE PPFD 657



FEATURES

- Outstanding Efficiency
- Slim design with built-in driver
- Innovative V-shape LED panel
- Full spectrum with UV design
- Individual Far Red channel
- External control ability

SPECTRA

